**St Crispin's Sr. Sec. School**
**New Railway Road, Gurugram**
**Class -3**
**(2020-21)**

**Enjoy your holidays. De-stress yourself at home by playing indoor games, doing regular exercise and maintaining a proper daily routine.**
**Plan an Activity each day that you can enjoy with your family.**
**Drink lots of water, juices to keep you hydrated.**
**Eat your favourite fruits like mangoes and watermelon.**
**Try cool recipes with your parents.**
**Eat healthy Stay fit!**



1. 1. Practise speaking in English in front of a mirror. This activity will help you in improving your pronunciation and fluency in English. Speak few lines on any **one** of the topics given, make a video and send it to the teacher.

a) My favourite pastime during vacations

b) I wish if ….

(Use your imagination to imagine anything funny, unusual etc,)

2. Make a neat vocabulary chart of at least ten words (you may make more) from the below given alphabets. Calculate your score according to the score card given.

BOGGLE

| | | | |
|---|---|---|---|
| M | A | P | O |
| E | T | E | R |
| D | E | N | I |
| L | D | H | C |

Name_____

**Points**
3 letters = 1 point
4 letters = 1 point
5 letters = 2 points
6 letters = 3 points
7 letters = 5 points
8 letters = 9 points

Score

**3 Course book**-Read Lesson 1, 2 and 3 and Poem- 1 & 2.

4. Do the given worksheets.

**Note: You can do the written work and worksheets neatly on an A4 size sheet or any notebook if you are unable to get printouts.**

**St. Crispin's Sr. Sec. School**
**New Railway Road, Gurugram**
**English Class-3**

**Choose an appropriate article to complete the sentences.**

| a | an | the |
|---|---|---|

Mike wanted to buy _____ comic book so he went to _____ Super-Comic Store. He looked at many comic books and then he saw _____ one. He knew as soon as he saw it that it was _____ comic book he wanted to buy. He gingerly opened _____ book, and read _____ few pages. He brought _____ comic book to the front clerk and pulled out his wallet. He asked the clerk to add _____ plastic protector and _____ small bag to his order.

**Crispin's Sr. Sec. School**
**New Railway Road, Gurugram**
**English Class-3**

## Proper nouns

**C** **Can you name the following? They are all proper nouns.**

1. two movies or films you like

_____ and _____

2. two places in Nepal you like

_____ and _____

3. two books you have read

_____ and _____

4. two teachers from your school

_____ and _____

**D** **Look at the box. Pick out only the proper nouns. Copy them in the chart. The first letter of each word should be capital.**

sunday
teacher
nepal
girl
ramayana
baisakh
jurassic park
april
monkey
meena
village
hello grammar
new york
book
roshan

| PROPER NOUNS | |
|---|---|
| _____ | _____ |
| _____ | _____ |
| _____ | _____ |
| _____ | _____ |
| _____ | _____ |

**St. Crispin's Sr. Sec. School**
**New Railway Road, Gurugram**
**English Class-3**

Fill in the blank in each sentence with the correct collective noun from the word bank.

| | |
|---|---|
| band | school |
| herd | swarm |
| stack | flock |
| deck | team |

1. A _____ of bees flew out of the bush.

2. My teacher graded a _____ of papers.

3. The dolphin swam with a _____ of fish.

4. The horse _____ ran free on the prairie.

5. We saw a _____ of birds in the sky.

6. The soccer _____ won the game.

7. A _____ of musicians played on the street.

8. There are 52 cards in a _____.

**St. Crispin's Sr. Sec. School**
**New Railway Road, Gurugram**
**English Class-3**

## Look at the picture carefully and write five sentences about it

_____

_____

_____

_____

_____

_____

# हिंदी

St. Crispin's Sr. Sec. School
Hindi holiday homework

1. निम्नलिखित मात्राओं का प्रयोग कर दो-दो शब्द लिखिए।

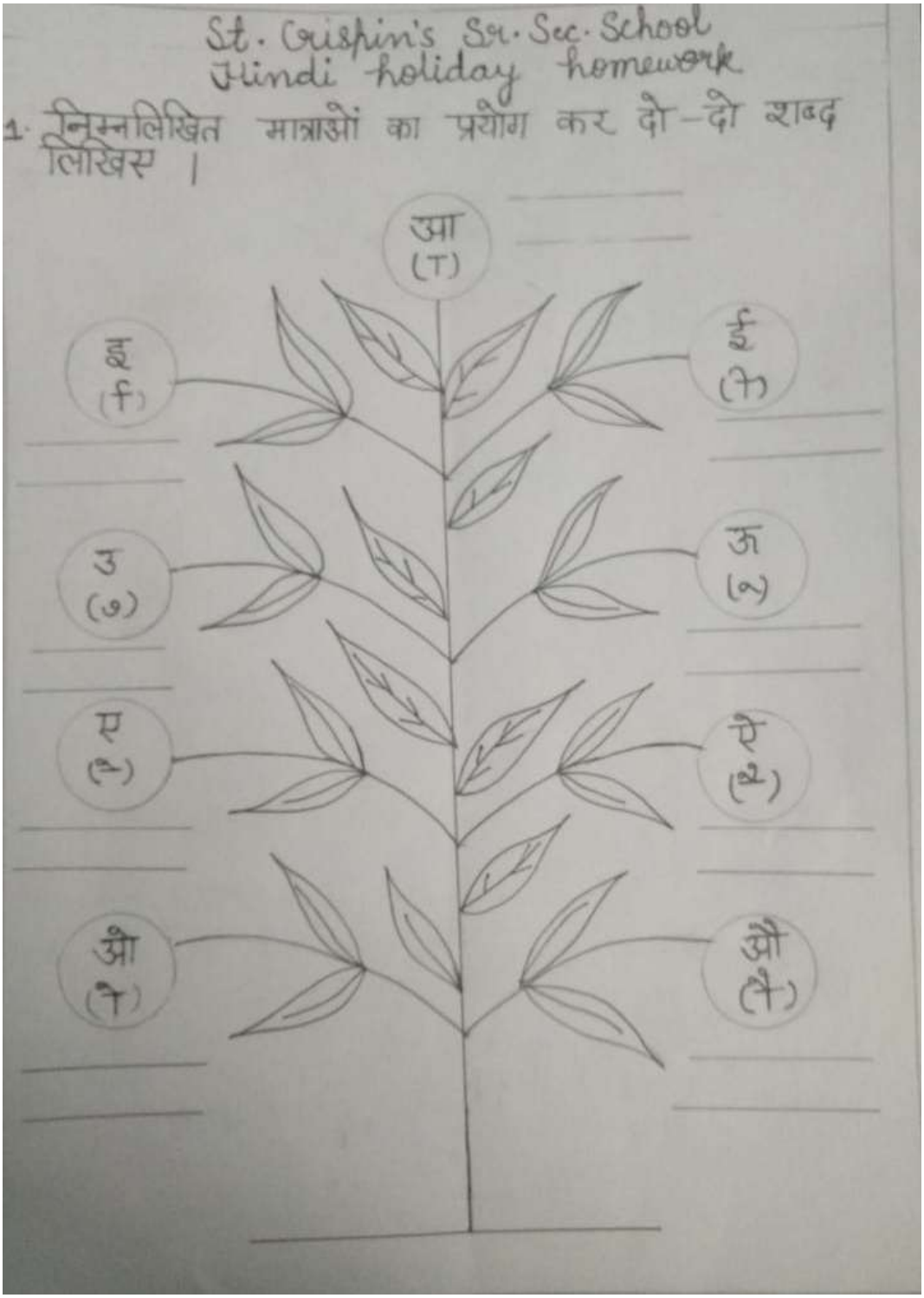

2. वर्णों का क्रम ठीक करके शब्द बनाइए ।

री क ब _____

त र भा _____

त क पु स _____

ज मे _____

ड़ स क _____

गू अं र _____

ता सि र _____

वा र न _____

कू स ल _____

3. रिक्त स्थान भरिए –

क. मेरा नाम _____ है ।

ख. मेरे पिताजी का नाम श्री _____ है ।

ग. मेरी माताजी का नाम श्रीमती _____ है ।

घ. मेरे भाई का नाम _____ है ।

ङ. मेरी बहन का नाम _____ है ।

च. मेरे विद्यालय का नाम _____ है ।

4. इस चित्र में आप क्या - क्या देख रहे हैं ? वाक्य बनाकर लिखिए।

5. अपने पाँच मित्रों के नाम ( संज्ञा ) लिखिए।



6. दी गई वर्ग-पहेली में से पाँच फल, पाँच फूल तथा पाँच सब्ज़ियों के नाम छाँटकर लिखिए–

| | | | | | | | | |
|---|---|---|---|---|---|---|---|---|
| गु | ला | मू | र | ज | मु | खी | प | च |
| ला | ला | क | इ | म | ली | आ | लू | मे |
| ब | के | ब | न | अ | म | रू | द | ली |
| ली | ला | च | मे | घा | ब | के | ला | ख |
| सं | त | रा | गं | गो | भी | गें | भ | र |
| आ | म | नी | ए | या | ज | दा | ल | बु |
| चं | पा | ल | क | आ | म | ली | ली | जा |
| पा | ख | गा | ज | र | जा | ली | ची | त |

| फलों के नाम | फूलों के नाम | सब्ज़ियों के नाम |
|---|---|---|
| 1. ..... | 1. ..... | 1. ..... |
| 2. ..... | 2. ..... | 2. ..... |
| 3. ..... | 3. ..... | 3. ..... |
| 4. ..... | 4. ..... | 4. ..... |
| 5. ..... | 5. ..... | 5. ..... |

7. अभ्यास पुस्तिका में करवाया गया कार्य याद करें।
8. हिंदी वर्णमाला का एक चार्ट बनाइए और उसमें स्वर तथा व्यंजन को अलग - अलग दर्शाइए।
9. ए-4 साइज शीट पर पालतू पशु और पक्षियों के चित्र लगाकर उनके बारे में पाँच - पाँच वाक्य लिखिए।

1. Do the given worksheets.
2. Write multiplication tables from 2 to 12 neatly and learn them.
3. Do Activity 1,2,&3 of your Mental Maths Book
4. Practise the work done in note book.

**St. Crispin's Sr. Sec. School**
**New Railway Road, Gurugram**

**Subject: Maths** **Class -3**

Complete the circle by multiplying the number in the center by the middle ring to get the outer numbers.

a)

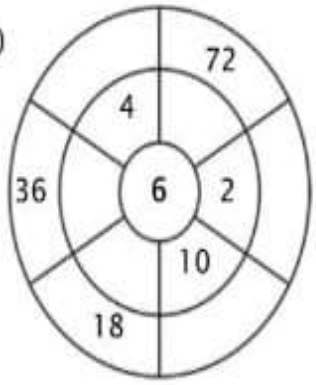


b)

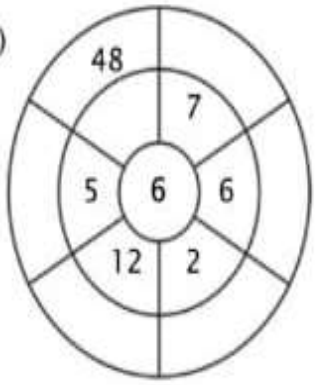


c)

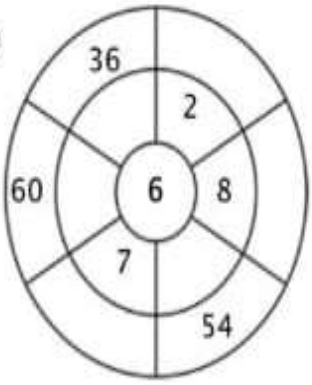


d)

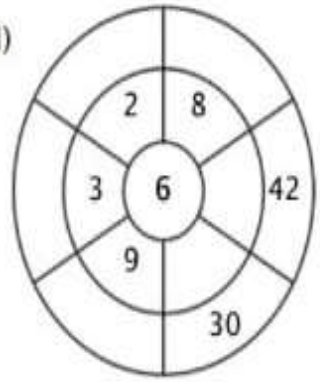


e)

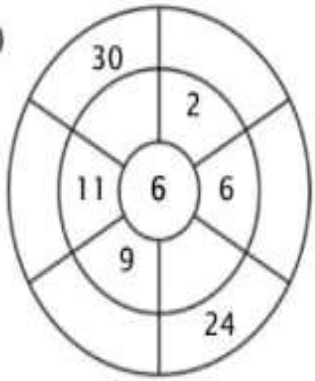


f)

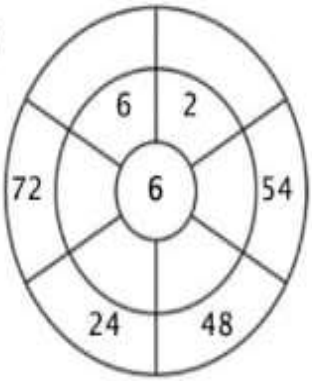

**St. Crispin's Sr. Sec. School**
**New Railway Road, Gurugram**
**Subject: Maths**

Look carefully at the information in these boxes. If the number sentence is at the top, colour in the correct answer. If the answer is at the top, colour in the correct number sentence!

| 1. | 3 x 4 = | |
|---|---|---|
| 14 | 12 | 13 |
| E | W | T |

| 2. | 10 x 4 = | |
|---|---|---|
| 40 | 43 | 44 |
| E | H | S |

| 3. | 36 | |
|---|---|---|
| 8 x 4 | 9 x 4 | 7 x 4 |
| C | L | I |

| 4. | 16 | |
|---|---|---|
| 4 x 4 | 5 x 4 | 3 x 4 |
| L | P | O |

| 5. | 8 x 4 = | |
|---|---|---|
| 36 | 34 | 32 |
| C | A | D |

| 6. | 12 x 4 = | |
|---|---|---|
| 48 | 46 | 47 |
| O | A | E |

| 7. | 0 x 4 = | |
|---|---|---|
| 4 | 0 | 1 |
| R | N | E |

| 8. | 24 | |
|---|---|---|
| 5 x 4 | 4 x 4 | 6 x 4 |
| D | M | E |

| 9. | 7 x 4 = | |
|---|---|---|
| 28 | 26 | 29 |
| N | B | O |

| 10. | 20 | |
|---|---|---|
| 3 x 4 | 4 x 4 | 5 x 4 |
| F | G | I |

| 11. | 8 | |
|---|---|---|
| 3 x 4 | 4 x 4 | 2 x 4 |
| K | U | N |

| 12. | 11 x 4 = | |
|---|---|---|
| 44 | 46 | 40 |
| J | H | E |

| 13. | 1 x 4 = | |
|---|---|---|
| 1 | 4 | 0 |
| Y | A | R |

Now, copy out all of the letters under your shaded answers and number sentences into the box below, one letter on each line, to reveal a special message for you!...

_ _ _ _   _ _ _ _   _ _ _ _ _ !

**St. Crispin's Sr. Sec. School**
**New Railway Road, Gurugram**

**Subject: Maths**

For each given number, write two numbers that comes before that number and two numbers that come after that number.

1. 6779

2. 4322

3. 1115

4. 9087

5. 7172

6. 2152

**1. Learn ch.1 to ch.5 .learn question answer. Practice the diagrams.**

**2. Do the given worksheets neatly.**

**3. Draw tree and bird on white A4/size sheet, label and colour it neatly.**

**4. Make a bird using old waste cloth. You can take the help from Google.**

**St. Crispin's Sr. Sec. School**

**Subject EVS**




1-yellow 2-blue 3-pink 4-green
5-orange 6-red 7-purple

**St. Crispin's Sr. Sec. School**

**Subject EVS**

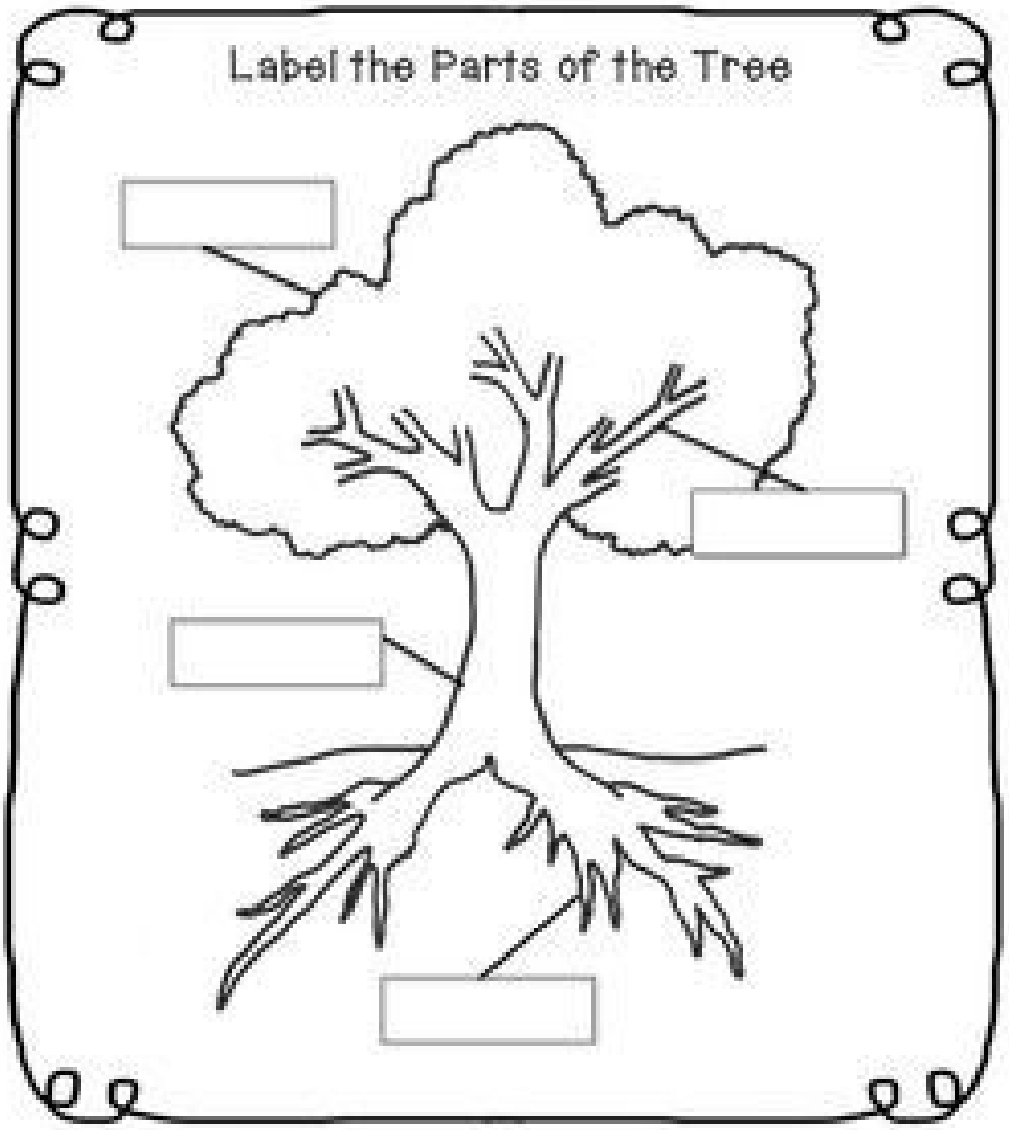


| | |
|---|---|
| leaves | trunk |
| branches | roots |

**St. Crispin's Sr. Sec. School**

**Subject EVS**



**St. Crispin's Sr. Sec. School**

**Subject EVS**

# The house

**1.** Match the numbers in the picture to the words in the box.

- bathroom
- windows
- front door
- kitchen
- roof
- study
- stairs
- bedroom
- living room
- chimney
- attic
- ceiling

**2.** Answer these questions according to the picture.

1. How many windows can you see?
2. Where is the bathroom, downstairs or upstairs?
3. In which room is there a fireplace?
4. Can you see the dining table?
5. Is the bedroom, a double bedroom or a single bedroom?
6. Can you see the fridge in the kitchen?
7. What can you see in front of the stairs on the 2nd floor?
8. Can you see the garage?

ESLCollective.com

**3.** Finally, add some furniture you can see in the picture.

1. _____
2. _____
3. _____
4. _____
5. _____
6. _____
7. _____
8. _____
9. _____
10. _____

**St. Crispin's Sr. Sec. School**

**Subject EVS**

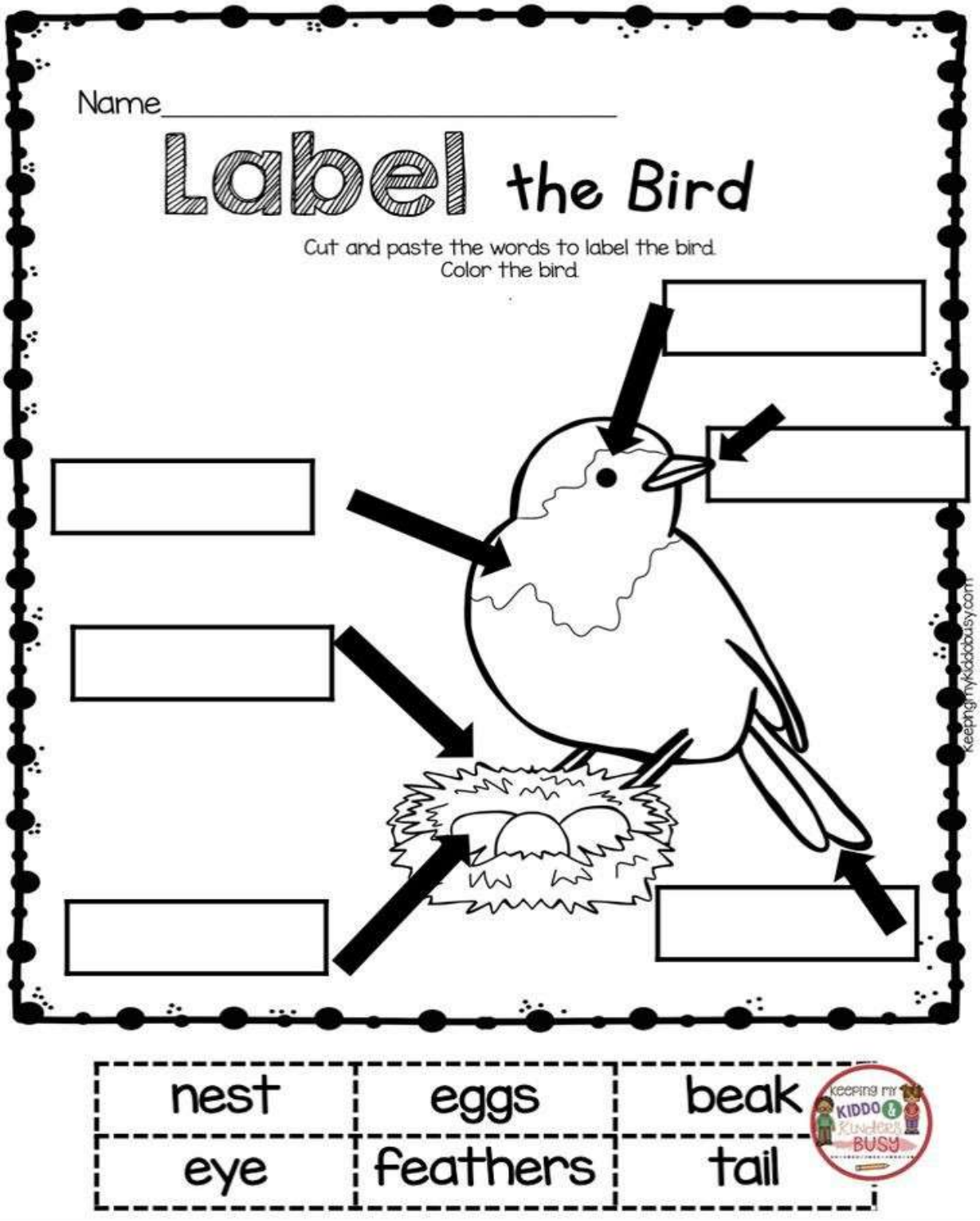

# St. Crispin's Sr. Sec. School

**Worksheet on Input –Process- Output cycle**

**Class - III**

**Q. Make a sequence of the following pictures. There are four sequences, of input, process and output.**

1.

2.

3.

4.

**INPUT** ←

5.

6.

7.

8.

**PROCESS** ←

9.


10.

11.

12. 

**OUTPUT** ←

**Put the numbers of the pictures to make a sequence**

**a.** _____ - _____ - _____

**b.** _____ - _____ - _____

**c** _____ - _____ - _____

**d.** _____ - _____ - _____

**Q2.** Arrange the following in correct order of input, process and then output and re- write the sentences again in the given space.

1. print out – insert paper- printing

2. selecting song from mouse - sound of the song from speaker - computer processing that song

3. computer processing typed letters- typing letters from keyboard- result displayed on computer screen

4. internet processing- information of animals on monitor- typing from keyboard about information of animals